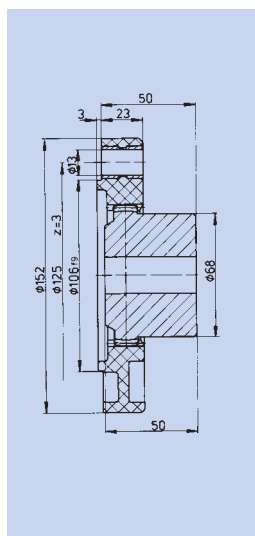
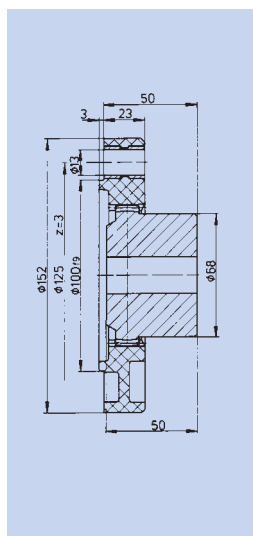


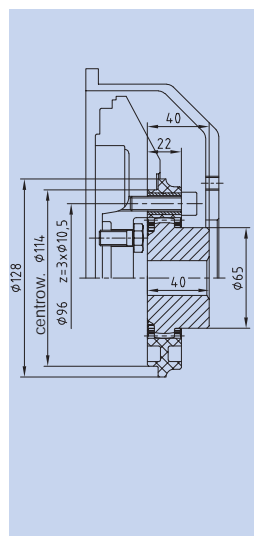
Do silników diesla Perkins Lombardini



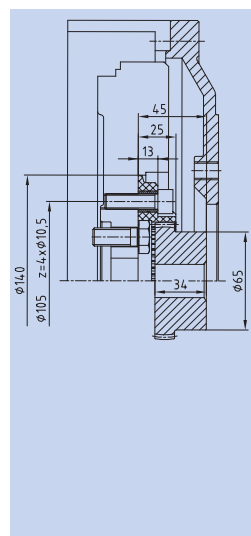
BoWex® 48 FLE-PA, Ø 152/1 Perkins 4.108



BoWex® 65 FLE-PA, Ø 338 Perkins 1104C-44T koło zamachowe-nr D0014



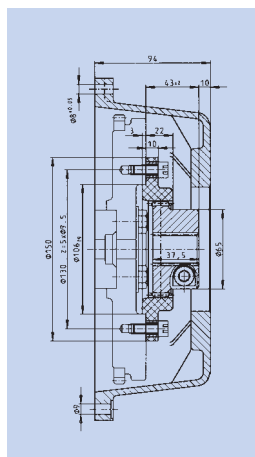
BoWex® 48 FLE-PA, Ø 128 Lombardini seria-FOCS



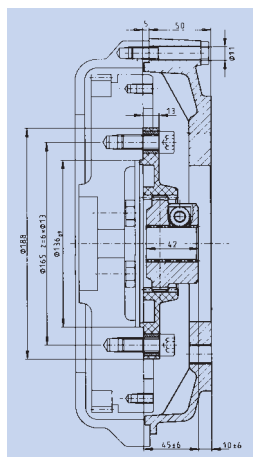
BoWex® 48 FLE-PA, Ø 140 Lombardini LDW 1303/1503/2004

rozmiar sprzęgła  
typ silnika

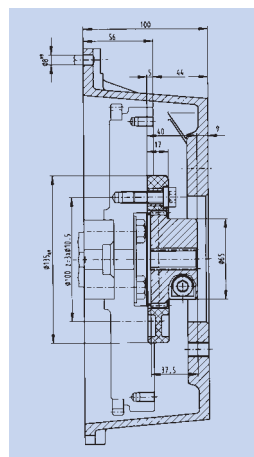
Do silników diesla Kubota



BoWex® 48 FLE-PA, Ø 150 seria super mini



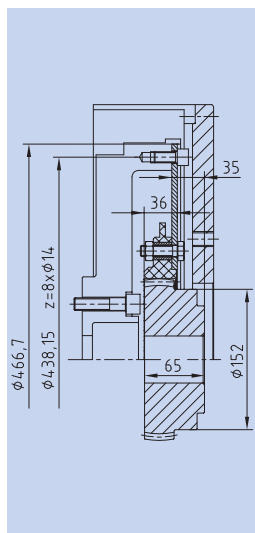
BoWex® 48 FLE-PA, Ø 188 seria super 3



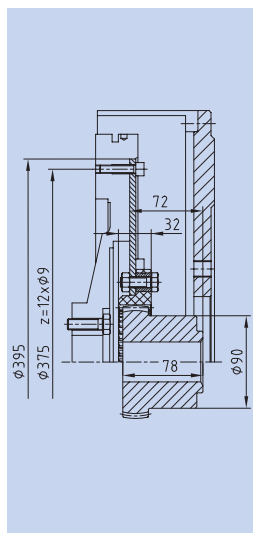
BoWex® 48, Ø 135 seria super 5

rozmiar sprzęgła  
typ silnika

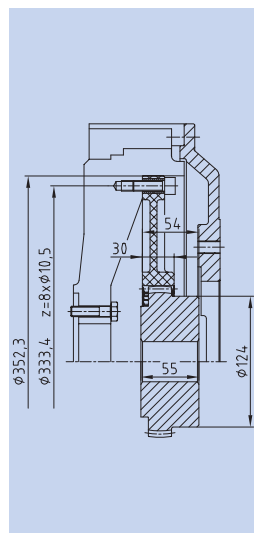
Do silników diesla Caterpillar Daimler-Chrysler Cummins John-Deere



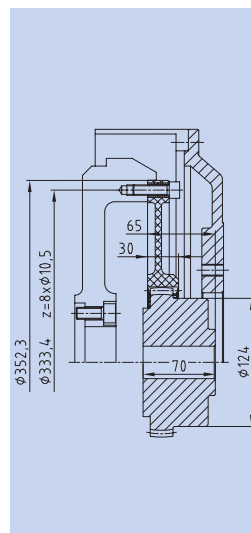
BoWex® T100 FLE-PA, 14" Caterpillar C 10 / C 12



BoWex® T65 FLE-PA, Ø 395 Daimler-Chrysler OM904



BoWex® 80 FLE-PA, 11 1/2" Cummins 6BTA5.9



BoWex® 80 FLE-PA 11 1/2" John Deere 1010D / 1110D / 1400D

rozmiar sprzęgła  
typ silnika