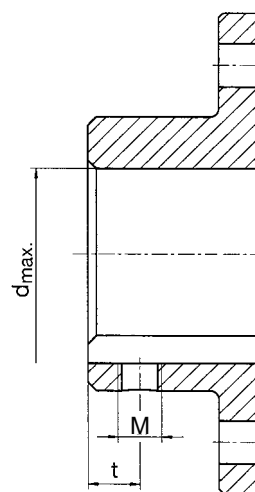


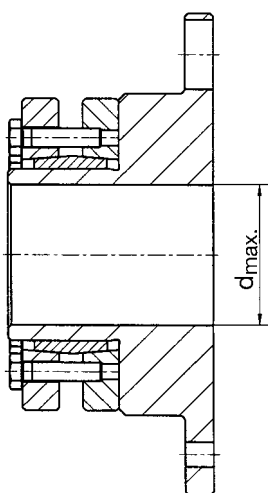
Wykonania piast

Piasta standardowa 1.0 wg normy DIN 6885/1 (z rowkiem na wpust)

| rozmiar | d _{max.} | M | t |
|---------|-------------------|-----|----|
| 20 | 20 | M5 | 6 |
| 25 | 25 | M5 | 8 |
| 35 | 35 | M6 | 15 |
| 38 | 38 | M6 | 15 |
| 42 | 42 | M8 | 20 |
| 50 | 50 | M8 | 20 |
| 60 | 60 | M8 | 20 |
| 70 | 70 | M10 | 20 |
| 80 | 80 | M10 | 20 |
| 85 | 85 | M10 | 25 |
| 90 | 90 | M12 | 25 |
| 105 | 105 | M12 | 30 |
| 115 | 115 | M12 | 30 |
| 135 | 135 | | |
| 160 | 160 | | |
| 180 | 170 | | |
| 190 | 190 | | |
| 220 | 220 | | |



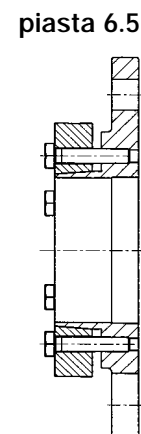
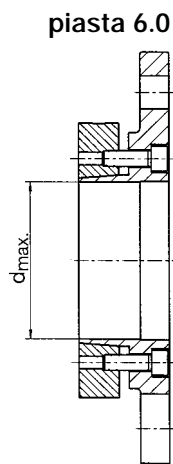
Bezłuzowe połączenie wał-piasta z pierścieniem rozprężno-zaciskowym KTR 603



| rozmiar | d _{max.} |
|---------|-------------------|
| 20 | 26 |
| 25 | 30 |
| 35 | 42 |
| 38 | 48 |
| 42 | 60 |
| 50 | 65 |
| 60 | 75 |
| 70 | 80 |
| 80 | 90 |
| 85 | 90 |
| 90 | 100 |
| 105 | 105 |
| 115 | 120 |
| 135 | 140 |
| 160 | 160 |
| 180 | 190 |
| 190 | 210 |
| 220 | 230 |

Bezłuzowe połączenie wał-piasta ze zintegrowanym pierścieniem zaciskowym, piasta 6.0 oraz 6.5

| rozmiar | d _{max.} |
|---------|-------------------|
| 20 | 14 |
| 25 | 24 |
| 35 | 28 |
| 38 | 32 |
| 42 | 38 |
| 50 | 42 |
| 60 | 50 |
| 70 | 60 |
| 80 | 70 |
| 85 | 70 |
| 90 | 80 |
| 105 | 90 |
| 115 | 100 |
| 135 | 110 |
| 160 | 140 |
| 180 | 150 |
| 190 | 160 |
| 220 | 180 |



(od rozmiaru 160 wyłącznie na zamówienie)